

**How To Find
Annual Seminar Educational Sessions
in the
Security Database & Library Catalog**

Please note:

**The Security Database & Library Catalog
holds records of
Annual Seminar Educational Sessions
from 1982 to 2009.**

This is the “Start” page that you see when you enter the Security Database & Library Catalog.

Click on the Advanced Search tab in the middle of the screen.

Start **Search** **Lists** **Help**

ASIS
INTERNATIONAL
Advancing Security Worldwide

[Home](#) | [Sign In](#)
[Switch Language](#)
[RSS Feeds](#)

Useful Links
[Library info](#)
[Library email](#)
[Other libraries](#)
Other Libraries
Current Events

ASIS O.P. Norton Information Resources Center (IRC)

Welcome to the new IRC Online--a members-only security resource and knowledge database. We have recently migrated to this new library system. The ASIS Seminar Sessions database and Security Management Index are now integrated with the international library catalog. If you need assistance using this new site, please do not hesitate to contact info@asisonline.org or phone 703.518.1471 Note: if you notice any discrepancies, we would appreciate your bringing them to our attention for correction. Not all features and functions are yet enabled and we will be adding these throughout the year and we will create online tutorials for you as well. We hope you enjoy this new library system.

[Simple Search](#) [Browse Search](#) **[Advanced Search](#)** [FAQ Search](#) [Change Password](#)

[My Titles](#) [My Searches](#) [My Requests](#)

Simple Search Powered by EOS International®

[Search](#) [Start Over](#)

Options selected !
 Show tips

Click on Options selected to open up additional filtering options.


Start Search Lists Help

ASIS
INTERNATIONAL
Advancing Security Worldwide®

Home | Sign In
Switch Language
RSS Feeds

Advanced Search Powered by EOS International®

Title | | AND | Search Start Over
Author | | AND |
Year | | AND |
-Select field- | |

Options selected ! 
 Hide tips

Search
Simple Search
Browse Search
Advanced Search
Special Searches
FAQ Search

Useful Links
Library info
Library email
Other libraries

Other Libraries
Current Events

Advanced Search Tips

Select field: Select **Word(s)** to search keywords or a phrase. Select a field (e.g., **Subject**) to limit the search to a particular field.

Search: Enter the terms to be searched. Terms may be entered as keywords or a phrase. When performing multiple searches, select an operator between searches. To perform multiple searches, select an operator (see below); otherwise, click on **Search** to execute your search. Click on **Start Over** to clear the search fields and selected options.

Operator: Select **AND** to narrow results to records containing both search queries. Select **OR** to expand results to records containing either search query. Select **AND NOT** to limit the results to

*Skim down through the search options to **Select collections**.*

Search
Simple Search
Browse Search
Advanced Search
Special Searches
FAQ Search

Useful Links
Library info
Library email
Other libraries

Other Libraries
Current Events

Hide search options

Select search collections:

Both hard-copy and electronic resources
 Library hard-copy resources only
 Electronic resources only

Limit/view search results:

Year(s): to
Example: 2000-2005. **Date restrictions may include regularly updated treatise or service with original publication date prior to date specified**

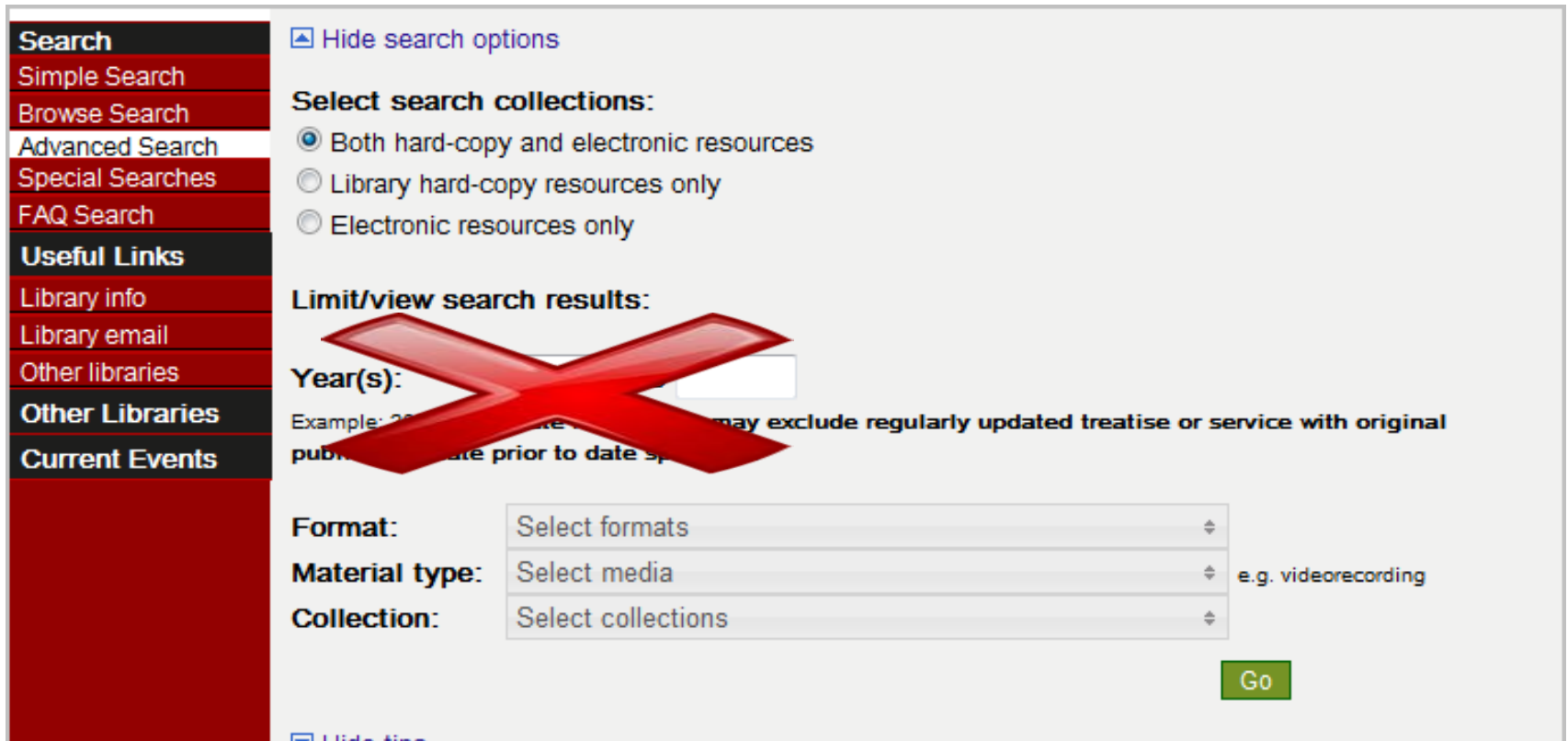
Format:

Material type: e.g. videorecording

Collection:

Hide tips

Please note that the Year field is not populated for Annual Seminar Sessions; therefore, the date restriction feature on this Search Options screen does not work.



The screenshot shows a search options interface. On the left is a vertical navigation menu with the following items: Search, Simple Search, Browse Search, Advanced Search, Special Searches, FAQ Search, Useful Links, Library info, Library email, Other libraries, Other Libraries, and Current Events. The main content area includes a 'Hide search options' link, a 'Select search collections:' section with three radio buttons (selected: 'Both hard-copy and electronic resources'), a 'Limit/view search results:' section, and a 'Year(s):' field. A large red 'X' is overlaid on the 'Year(s):' field and its label. Below the 'Year(s):' field is an example text: 'Example: 2000-2005 may exclude regularly updated treatise or service with original publication date prior to date specified'. Further down are three dropdown menus for 'Format:', 'Material type:', and 'Collection:'. A green 'Go' button is located at the bottom right. At the bottom left, there is a 'Hide tips' link.

Search

- Simple Search
- Browse Search
- Advanced Search
- Special Searches
- FAQ Search

Useful Links

- Library info
- Library email
- Other libraries

Other Libraries

Current Events

[Hide search options](#)

Select search collections:

- Both hard-copy and electronic resources
- Library hard-copy resources only
- Electronic resources only

Limit/view search results:

Year(s):

Example: 2000-2005 may exclude regularly updated treatise or service with original publication date prior to date specified

Format: Select formats

Material type: Select media e.g. videorecording

Collection: Select collections

[Hide tips](#)

After you click on the drop-down menu to Select collections,
check the box to mark "ASIS seminar sessions."

Click on the green "Go" button to retrieve the ASIS Seminar Sessions collection.

The screenshot shows a library search interface with a left-hand navigation menu and a main search area. The navigation menu includes sections for Search, Useful Links, Other Libraries, and Current Events. The main search area contains several sections: 'Select search collections' with radio buttons for resource types; 'Limit/view search results' with a year range input; 'Format', 'Material type', and 'Collection' dropdown menus; and a list of collection checkboxes. A blue arrow points to the 'ASIS Archives' checkbox, and a green starburst highlights the 'Go' button. Text annotations provide instructions on using the search field and the 'Start Over' button.

Search
Simple Search
Browse Search
Advanced Search
Special Searches
FAQ Search

Useful Links
Library info
Library email
Other libraries

Other Libraries
Current Events

[Hide search options](#)


Select search collections:

Both hard-copy and electronic resources
 Library hard-copy resources only
 Electronic resources only

Limit/view search results:

Year(s): to
Example: 2000-2005. **Date restrictions may exclude regularly updated treatise or service with original publication date prior to date specified.**

Format: Select formats
Material type: Select media e.g. videorecording
Collection: Select collections

Check All 

ASIS Archives
 ASIS seminar sessions
 Kingsbury Collection (Arthur Kingsbury)
 Krueger Collection (Richard Krueger)
 Norman--Beasley Collection (William 'Bill' Norman & Marvin Beasley)
 Security Case Studies

[Hide tips](#)

Select field: Select the search to a particular field (e.g., **Subject**) to limit results.

Search: Enter the search terms or a phrase. When performing multiple searches, use the AND operator. Click on **Start Over** to clear the search.

You can see how many records are in the ASIS Seminar Sessions collection by checking the number of unique records that are retrieved. The next step is to filter the retrieved records by additional search criteria.

The screenshot displays the ASIS International Advanced Search interface. At the top, there is a navigation bar with 'Start', 'Search', 'Lists', and 'Help'. The 'Search' section is active, showing the ASIS International logo and the text 'Advanced Search' and 'Powered by EOS International®'. Below the logo are links for 'Home | Sign In', 'Switch Language', and 'RSS Feeds'. The search criteria section includes dropdown menus for 'Title', 'Author', 'Year', and '-Select field-', each followed by an 'AND' dropdown. There are 'Search' and 'Start Over' buttons. A red arrow points to the 'Unique records: 3320' text. Below this, there are checkboxes for 'Options selected !' and 'Show tips'. The results section shows a 'View' and 'Clear' button, and a 'Page: [1 of 34]' indicator. The search results are sorted by 'MTI (Main Title)' in 'Ascending' order. Two results are visible: 1. 'The 5 Minute Solution to a Workplace Shooting Incident: Beyond the Myth that the Police Will Save the Day' with 'Call Number: ANSEM S100 2006' and a 100% completion status. 2. '9/11:A Personal Remembrance of Terrorism' with 'Call Number: ANSEM S76 2007' and a 100% completion status.

Start Search Lists Help

ASIS
INTERNATIONAL
Advancing Security Worldwide

Home | Sign In
Switch Language
RSS Feeds

Search
Simple Search
Browse Search
Advanced Search
Special Searches
FAQ Search

Useful Links
Library info
Library email
Other libraries

Other Libraries

Current Events

Advanced Search Powered by EOS International®

Title AND Search Start Over
Author AND
Year AND
-Select field-

Options selected !
 Show tips

Unique records: 3320
Page: [1 of 34]

View Clear
Titles: 0 Selected Sort: MTI (Main Title) Ascending

1. The 5 Minute Solution to a Workplace Shooting Incident: Beyond the Myth that the Police Will Save the Day
Call Number: ANSEM S100 2006
100%
2. 9/11:A Personal Remembrance of Terrorism
Call Number: ANSEM S76 2007
100%

To filter the retrieved records by additional search criteria, click on the Search Field drop-down menus to select a search field name, then type in a value by which to search.

The screenshot displays the ASIS International Advanced Search interface. The top navigation bar includes 'Start', 'Search', 'Lists', and 'Help'. The main header features the ASIS International logo and the text 'Advanced Search' and 'Powered by EOS International®'. On the left sidebar, there are links for 'Home | Sign In', 'Switch Language', 'RSS Feeds', and a 'Search' menu with options like 'Simple Search', 'Browse Search', 'Advanced Search', 'Special Searches', and 'FAQ Search'. Below that are 'Useful Links' and 'Current Events'. The main search area contains a table with search criteria: 'Title', 'Author', 'Year', and '-Select field-'. Each criterion has a dropdown menu, an input field, and an 'AND' dropdown. A red arrow points to the 'Search' tab, and a blue arrow points to the input field for the 'Title' criterion. Below the search criteria, there are checkboxes for 'Options selected !' and 'Show tips'. The results section shows 'Unique records: 3320' and 'Page: [1 of 34]'. It includes a 'View' and 'Clear' button, a 'Titles: 0 Selected' indicator, and a 'Sort' dropdown set to 'MTI (Main Title) Ascending'. Two search results are listed: 1. 'The 5 Minute Solution to a Workplace Shooting Incident: Beyond the Myth that the Police Will Save the Day' with 'Call Number: ANSEM S100 2006' and a 100% match. 2. '9/11: A Personal Remembrance of Terrorism' with 'Call Number: ANSEM S76 2007' and a 100% match.

As you can see, you may choose up to four different selection criteria by which to narrow the set of search results.

Start **Search** **Lists** **Help**

ASIS **Advanced Search** **Powered by EOS International®**

Options selected !

Show tips

Search

- Simple Search
- Browse Search
- Advanced Search
- Special Searches
- FAQ Search

Useful Links

- Library info
- Library email
- Other libraries

Other Libraries

Current Events

View **Clear** **Unique records: 3320**

Page: [1 of 34]

Titles: 0 Selected **Sort:** MTI (Main Title)

- 1.** The 5 Minute Solution to a Workplace Shooting Incident: Beyond the Myth that the Police Will Save the Day
Call Number: ANSEM S100 2006
100%
- 2.** 9/11:A Personal Remembrance of Terrorism
Call Number: ANSEM S76 2007
100%

Do you want to see Annual Seminar Educational Sessions by year?
Because the Year field is not populated, you must choose Call Number, then type in the year in the blank, then click on the Search button. In this example, you can see there are 157 records of Annual Seminar Education Sessions dated 2007.

The screenshot displays the ASIS Advanced Search interface. The top navigation bar includes 'Start', 'Search', 'Lists', and 'Help'. The 'Search' tab is active. The search form is titled 'Advanced Search' and is powered by EOS International®. The search criteria are: Call Number: 2007, Author: (blank), Year: (blank), and -Select field-: (blank). The search results show 157 unique records. The first two records are:

- 9/11:A Personal Remembrance of Terrorism
Call Number: ANSEM S76 2007
100%
- Administracion de la Seguridad Efectiva en Paises Latinoamericanos
Call Number: ANSEM S159 2007
100%

The interface also includes a sidebar with navigation options like Home, Sign In, Switch Language, RSS Feeds, and a list of search options (Simple Search, Browse Search, Advanced Search, etc.). A blue arrow points to the ASIS logo, a red arrow points to the '2007' entry in the Call Number field, a green starburst points to the Search button, and a blue arrow points to the 'Unique records: 157' text.

Do you want to see Annual Seminar Educational Sessions by subject?

Choose the Subject field, then type in the topic you're seeking.

Then click on the Search button. In this example, you can see there are 29 records of Annual Seminar Education Sessions addressing biometrics.

The screenshot displays the ASIS Advanced Search interface. At the top, there are navigation tabs for Start, Search, Lists, and Help. The Search tab is active. On the left, there is a sidebar with the ASIS logo and navigation links: Home, Sign in, Switch Language, RSS Feeds, Search (with sub-links for Simple Search, Browse Search, Advanced Search, Special Searches, and FAQ Search), Useful Links (Library info, Library email, Other libraries), Other Libraries, and Current Events. The main search area is titled 'Advanced Search' and is powered by EOS International. It features a search form with four rows of dropdown menus for selecting fields and 'AND' operators. The first row has 'Subject' selected and 'biometrics' entered. A red arrow points to the 'biometrics' text. To the right of the form are 'Search' and 'Start Over' buttons, with a starburst icon over the Search button. Below the form, there are checkboxes for 'Options selected !' and 'Show tips'. The search results section shows 'Unique records: 29' and 'Page: [1 of 1]'. There are 'View' and 'Clear' buttons. The results are sorted by 'MTI (Main Title)' in 'Ascending' order. The first four results are listed:

- Titles:** 0 Selected ✉ 📄 🖨 📡 **Sort:** MTI (Main Title) Ascending
- 1. [Access Control - 1993](#)
Call Number: ANSEM S66 1990
📖 100%
- 2. [Access Control--Part II](#)
Call Number: ANSEM S53 1989
📖 100%
- 3. [Aporte Beneficios: Alternativas de Identificacion](#)
Call Number: ANSEM S127 1999
📖 100%
- 4. [Biometric Identification](#)

Because you are searching through the collection of Annual Educational Sessions, entering multiple criteria may reduce the number of resulting records to a small number. In this example, there are five records of Annual Seminar Education Sessions dated 2007 that address access control.

The screenshot displays the ASIS Advanced Search interface. The top navigation bar includes 'Start', 'Search', 'Lists', and 'Help'. The 'Search' tab is active. The search criteria are as follows:

Field	Value	Operator
Subject	access control	AND
Call Number	2007	AND
-Select field-		AND
-Select field-		

Buttons for 'Search' and 'Start Over' are visible. A red arrow points to the 'Subject' field, and a blue arrow points to the 'Call Number' field. A large red arrow on the right side of the page points downwards towards the search results.

The search results show 5 unique records. The first two records are:

- 1. Data Classification and Digital Rights Management**
Call Number: ANSEM S65 2007
100%
- 2. Holes-Plugging Access Control System Network and Wireless Security Gaps**
Call Number: ANSEM S58 2007
100%

The interface also includes a sidebar with navigation options like 'Home', 'Switch Language', 'RSS Feeds', and a 'Search' menu with options like 'Simple Search', 'Browse Search', 'Advanced Search', 'Special Searches', and 'FAQ Search'. There are also 'Useful Links' and 'Current Events' sections.

To read one of the records, click on the title of item.

Start Search Lists Help

ASIS
INTERNATIONAL
Advancing Security Worldwide®

Home | Sign In
Switch Language
RSS Feeds




Advanced Search



Powered by EOS International®


Subject: access control AND Search Start Over
Call Number: 2007 AND
-Select field- AND
-Select field-

Options selected !
 Show tips

View Clear Unique records: 5
Page: [1 of 1]

Titles: 0 Selected    Sort: MTI (Main Title) Ascending

- 1. Data Classification and Digital Rights Management
Call Number: ANSEM S65 2007
 100%
- 2. Holes-Plugging Access Control System Network and Wireless Security Gaps
Call Number: ANSEM S58 2007
 100%
- 3. Homeland Security Presidential Directive 12: Implementation and Usage



To view multiple records, check the ones you wish to see, then click on the View button.

Start **Search** **Lists** **Help**

ASIS INTERNATIONAL
Advancing Security Worldwide®

Home | Sign In
Switch Language
RSS Feeds

Advanced Search

Powered by EOS International®

Subject: access control AND Search Start Over
Call Number: 2007 AND
-Select field- AND
-Select field-

Options selected !
 Show tips

Search
Simple Search
Browse Search
Advanced Search
Special Searches
FAQ Search

Useful Links
Library
Library email
Other libraries
Other Libraries
Current

View **Clear**

Unique records: 5
Page: [1 of 1]

Sort: MTI (Main Title) Ascending

Titles: 0 Selected

1. Data Classification and Digital Rights Management
Call Number: ANSEM S65 2007
100%

2. Holes-Plugging Access Control System Network and Wireless Security Gaps
Call Number: ANSEM S58 2007
100%

3. Homeland Security Presidential Directive 12: Implementation and Usage

After you click on the title, or on the View button, this is what you'll see.

This is an example of a detailed catalog record, showing title, author(s) or editor(s), subjects, and a summary or abstract.

The screenshot shows a library catalog interface. At the top, there is a navigation bar with 'Start', 'Search', 'Lists', and 'Help'. Below this is a header section with the ASIS International logo (Advancing Security Worldwide) on the left and the title 'Data Classification and Digital Rights Management' in red. To the right of the title are social media icons (Facebook, Twitter, LinkedIn, Plus) and a counter showing '0'. A 'Records' dropdown menu is also visible. Below the header is a 'Detail' section. On the left side of the detail section, there are links for 'Home | Sign In', 'Switch Language', and 'RSS Feeds'. Below these are 'Useful Links' including 'Library info', 'Library email', 'Other libraries', 'Other Libraries', and 'Current Events'. The main content area of the detail section contains the following information:

- Print Record** (with printer icon)
- Email Record** (with envelope icon)
- Items** (with book icon)
- Title Statement:** Data Classification and Digital Rights Management
- Name Added Entry:** Petruzzi, John
- Name Added Entry:** Best, G
- Name Added Entry:** Chambers, Frank
- Name Added Entry:** Dunlap, Brandon
- Subject:** Surveys
- Subject:** Proprietary Information
- Subject:** Access Control
- General Note:** Patricia D McGowan
- Summary, Etc. Note:** Summary: In 2005, the Ponemon Institute conducted two surveys revealing that nearly 20% of customers discontinued their service contracts with companies that

After reading through the detailed catalog record, use the Records field to navigate to the others you selected. When you're finished viewing, use the Return to Search link to go back to the Search page.

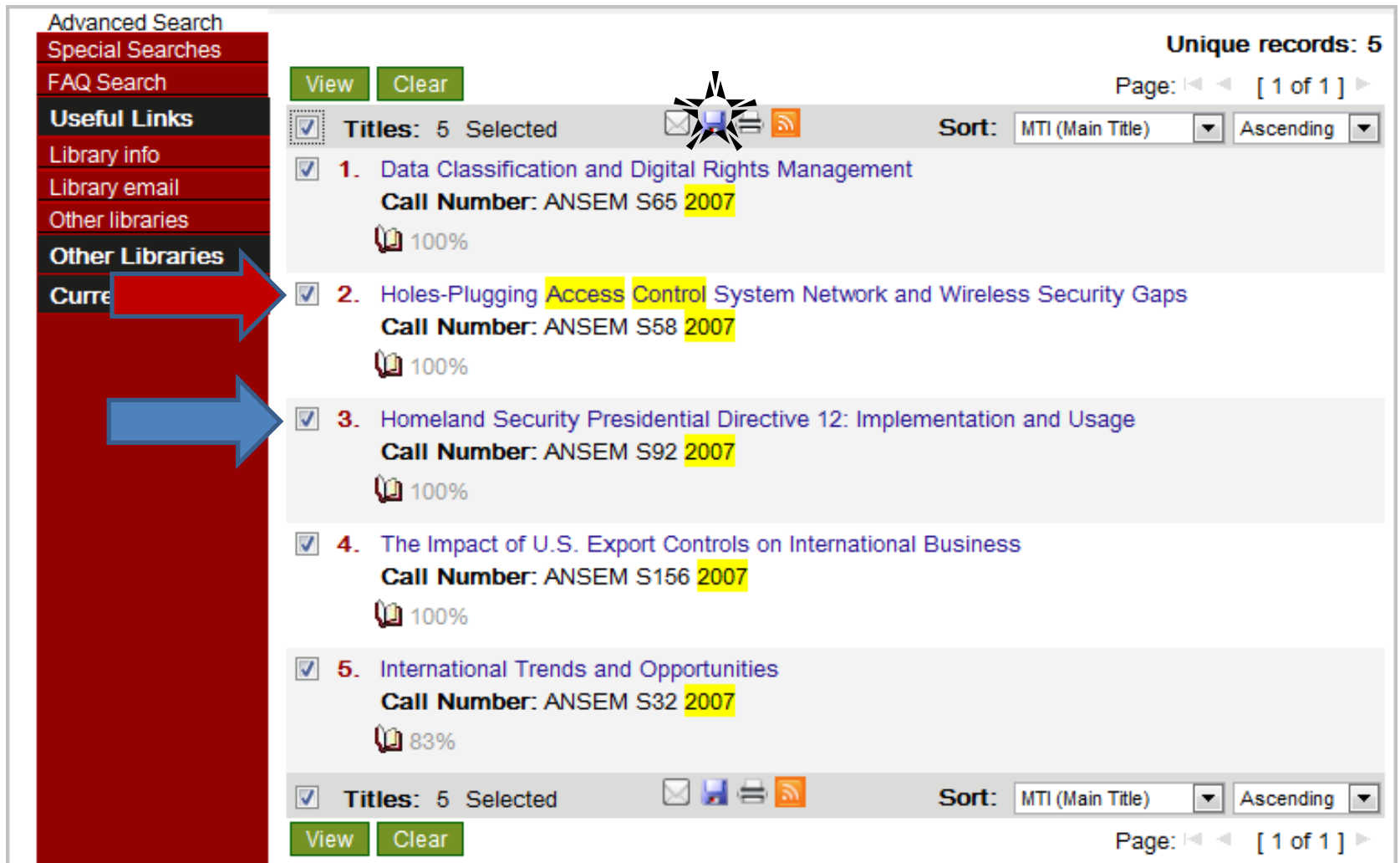
The screenshot displays the ASIS International website interface. At the top, there is a navigation bar with links for 'Start', 'Search', 'Lists', and 'Help'. Below this is the ASIS International logo with the tagline 'Advancing Security Worldwide'. The main content area features a title 'Data Classification and Digital Rights Management' and a 'Return to Search' link. A blue arrow points to this link. To the right of the title is a 'Records' dropdown menu with an upward and downward arrow icon, highlighted by a red arrow. Below the title, there are social media icons for Facebook, Twitter, LinkedIn, and a plus sign, along with a counter showing '0'. The 'Detail' section includes options for 'Print Record', 'Email Record', and 'Items'. The main record information includes: 'Title Statement: Data Classification and Digital Rights Management', 'Name Added Entry: Petruzzi, John', 'Name Added Entry: Best, G', 'Name Added Entry: Chambers, Frank', 'Name Added Entry: Dunlap, Brandon', 'Subject: Surveys', 'Subject: Proprietary Information', 'Subject: Access Control', and 'General Note: Patricia D McGowan'. A 'Summary, Etc. Note' section follows, starting with 'Summary: In 2005, the Ponemon Institute conducted two surveys revealing that nearly 20% of customers discontinued their service contracts with companies that...'. On the left side, there are 'Useful Links' such as 'Library info', 'Library email', 'Other libraries', 'Other Libraries', and 'Current Events'. A sidebar on the left contains links for 'Home | Sign In', 'Switch Language', and 'RSS Feeds'.

Advanced Search
Special Searches
FAQ Search
Useful Links
Library info
Library email
Other libraries
Other Libraries
Current

Unique records: 5
Page: [1 of 1]
Titles: 5 Selected
Sort: MTI (Main Title) Ascending
View Clear

1. Data Classification and Digital Rights Management
Call Number: ANSEM S65 2007
100%
2. Holes-Plugging Access Control System Network and Wireless Security Gaps
Call Number: ANSEM S58 2007
100%
3. Homeland Security Presidential Directive 12: Implementation and Usage
Call Number: ANSEM S92 2007
100%
4. The Impact of U.S. Export Controls on International Business
Call Number: ANSEM S156 2007
100%
5. International Trends and Opportunities
Call Number: ANSEM S32 2007
83%

Titles: 5 Selected
Sort: MTI (Main Title) Ascending
View Clear
Page: [1 of 1]




Would you like to save your search results and return to it later?

You must be registered to use this advanced feature, and you will have to sign in.

Check each record you'd like to keep in a list, then click on the small save icon.

Start Search Lists Help



ASIS O.P. Norton Information Resources Center (IRC)

Welcome to the new IRC Online--a members-only security resource and knowledge database. We have recently migrated to this new library system. The ASIS Seminar Sessions database and Security Management Index are now integrated with the traditional library catalog. If you need assistance using this new site, please do not hesitate to contact us at info@asisonline.org or phone 703.518.1471 Note: if you notice any discrepancies, we would appreciate your bringing them to our attention for correction. Not all features and functions are yet enabled and we will be adding these throughout the year and we will create online tutorials for you as well. We hope you like this new library system.

Home | Sign Out
Switch Language
RSS Feeds

Useful Links
Library info
Library email
Other libraries
Other Libraries
Current Events

Simple Search Browse Search Advanced Search FAQ Search Change Password
My Titles My Searches My Requests

Simple Search Powered by EOS International®
 Search Start Over
 Options selected !
 Show tips

Saved lists of search results appear under My Titles, on the Start page of the Security Database & Library Catalog.
You must be registered and signed in to access this feature.

O.P. Norton Information Resources Center (IRC)
1625 Prince Street
Alexandria, VA 22314-2818
Fax 703-518-1517

Questions? Contact us!

Phone 703-518-1471

or Email info@asisonline.org

for

Security questions and reference

or

Appointments for onsite Library use