

# ASIS International 2014 Call for Presentations Wiki

From the ASIS home page, <http://www.asisonline.org>, select **Call for Presentations** from the left hand navigation bar. Or access the page directly from <http://www.asisonline.org/education/programs/callForPresentations.xml>.

The screenshot shows a web browser window displaying the ASIS International website. The address bar shows the URL: <https://www.asisonline.org/Education-Events/Speaker-Resources/Call-for-Presentations/Pages/default.aspx>. The browser tabs include 'anet', 'List - Individual', and 'Call for Presentations'. The website header features the ASIS International logo and a navigation menu with items: 'ASIS Online', 'My ASIS', 'Seminar', 'Foundation', 'Security Management', 'Buyers Guide', and 'CS'. A search bar is located on the right side of the header. The main navigation bar includes 'About ASIS', 'Membership', 'Education & Events', 'Certification', 'Standards & Guidelines', 'Publications', and 'News'. The 'Education & Events' menu is expanded, showing options: 'Calendar', 'Education Programs', 'Global Conferences', and 'Speaker Resources'. The 'Speaker Resources' option is highlighted, and a sub-menu is visible with 'Call for Presentations' selected. The sidebar on the left lists 'Calendar', 'Education Programs', 'Global Conferences', and 'Speaker Resources', with 'Call for Presentations' highlighted under 'Speaker Resources'. The main content area displays the title 'Call for Presentations' and introductory text: 'Expertise and experience by making a presentation at one or more of ASIS' global education conferences. ASIS conferences provide high-quality security education and networking opportunities for security professionals. The multiple day, multiple track formats offer a self-directed, facilitated learning environment with security education sessions and interactive forums.'

# ASIS International 2014 Call for Presentations Wiki

From the Call for Presentations main page, to start the submission process, select **Submit an abstract** for the event you would like to submit a proposal for.

## ASIS International 60th Annual Seminar and Exhibits

*Colocated event:* (ISC)<sup>2</sup> Security Congress  
29 September - 2 October 2014 | Atlanta, GA USA

**Deadline: 10 February 2014**

### SUCCEED TODAY BY SEEING TOMORROW

#### Professional knowledge to lead the entire security industry

For the past six decades, ASIS has been at the forefront of the security industry's advancement by supplying the ultimate venue for the exchange of visionary technologies, ideas, and solutions—all customized to enrich professionals practicing across the physical and cyber security spectrums. It's this level of thought leadership that has cemented our reputation as the world's most influential security event.


Open your eyes to tomorrow's security innovations and insight by attending ASIS 2014 in Atlanta. We're more than 24/7 security—we're the industry's biggest supporter since 1954.

Session topics span across industries to address the complex challenges facing today's security management professionals. All security-related topics are welcome. Intermediate to advanced-level topics, as well as case studies, are high desirable. If you are you a knowledgeable and articulate subject matter expert willing to share your insights and real-world experience at this industry-leading event, **submit a proposal today.**

---

# ASIS International 2014 Call for Presentations Wiki

You have now entered the landing page for the Call for Presentations site. Take the time to read the Introduction, General Submission Guidelines, and Proposal Requirements. You can choose to submit a proposal for ASIS or (ISC)<sup>2</sup>. To enter the ASIS proposal site, click on **Begin an Annual Seminar Submission**.



Colocated event  
ASIS INTERNATIONAL 60TH ANNUAL SEMINAR AND EXHIBITS | SEPT 29 - OCT 02 | ATLANTA GEORGIA | (ISC)<sup>2</sup> SECURITY CONGRESS 2014

ASIS International Home | (ISC)<sup>2</sup> Security Congress Home

## Call for Presentations

General Instructions: [\[Expand All\]](#)

- [Introduction](#)
- [General Submission Guidelines](#)
- [Proposals Requirements](#)

**Presentation Submission Deadline for ASIS International Seminar: 10 February 2014, 23:59**

[Begin an Annual Seminar Submission](#)

**Presentation Submission Deadline for (ISC)<sup>2</sup> Security Congress: 10 February 2014, 23:59**

[Begin a Security Congress Submission](#)

### View, Resume, Edit or Withdraw a Submission:

If you already submitted a proposal title and you wish to view, resume, edit, or withdraw that submission, log in below using the access codes already provided to you:

Proposal ID#

Password

[Login](#)

[Forgotten ID and password?](#)  
We will email it to you.

### New Submissions

You do not need an id or password to submit a proposal for the first time. To begin, read the guidelines and click **Begin a Submission** button.

# ASIS International 2014 Call for Presentations Wiki

## STEP 1 – PRESENTATION INFORMATION

Make a note of this proposal's ID and Password in the top left hand navigation bar. This will allow for easy and quick access if you need to update or make changes prior to the deadline.

The submission process is a three (3) step process, Presentation, Speaker, and Confirmation. Note the steps in the top left hand navigation bar. The arrow will indicate which step you are on. When the step is completed a check will appear next to each number.

Please complete all fields. Incomplete proposals will not be scored!

Presentation Control Panel	
ID: 29475	
Password: 395784	
3 Steps to submit a presentation:	
▶ 1. <a href="#">Presentation</a>	
2. <a href="#">Speaker</a>	
3. <a href="#">Confirmation</a>	
Options:	
<a href="#">View Submission</a>	
<a href="#">Withdraw</a>	
<a href="#">Submit Another Presentation</a>	
Help:	
<a href="#">Instructions</a>	
<a href="#">Report a Technical Problem</a>	

PRESENTATION TITLE AND SPEAKER'S EMAIL	
<a href="#">See how to insert a special character if you need one</a>	
<b>Presentation Title</b> Please enter in title case, capitalizing only the first letter in each word. DO NOT place quotes or double quotes around your title.	
What's New On The Floor <i>5 words entered. You may not exceed 15 words.</i>	
<b>Submitter's Email Address</b> This email will be used as the primary contact howard@belforassociates.com	
<input type="checkbox"/> <b>I am interested in giving this presentation as a Webinar for ASIS in the future.</b> I understand that all Webinars are volunteer activities and which provide no compensation. Fully interactive online education programs bring the latest information on hot topics, critical issues, best practices, and special interests to your home, chapter meeting, desktop, or conference room. Industry experts host live events that are short - only 100 minutes - engaging, and to the point. Participate by yourself or with a group, ask questions, make comments, and provide insight. Through on-demand replay, registered participants may enjoy the program twice within 30-days of the live event - at absolutely no additional cost. For more information, visit <a href="https://www.asisonline.org/education/programs/webinar/webinar.xml">https://www.asisonline.org/education/programs/webinar/webinar.xml</a>	
<b>If your proposal is not selected to be a live presentation, should it be considered for the Poster Session?</b> <input checked="" type="radio"/> No <input type="radio"/> Yes ASIS's objective for the <b>Poster Presentation</b> is to offer students, practitioners, manufacturers (R&D), and researchers an opportunity to share significant research and/or a narrow focus of work of limited interest with their fellow security colleagues. For more information about posters, click <a href="#">here</a> .	
<input type="checkbox"/> <b>I am interested in giving this presentation in the exhibit floor Solutions Theater.</b> ASIS's objective for the <b>Solutions Theater</b> Sessions is to offer Practitioners, manufacturers (R&D), and researchers an opportunity to share their best practices and new research for security issues. Situations and Solutions to the issues should be included in the presentation. The presentation should not include the products brand names. These are short presentations, no more than 50-minutes. They will take place in the Solutions Theater on the Exhibit Hall Floor.	
<input type="checkbox"/> <b>I am interested in giving this presentation in the exhibit floor Tech Talks.</b> ASIS's objective for the <b>Tech Talks</b> is to offer practitioners, manufacturers (R&D), and researchers an opportunity to share significant research on new and innovative technologies and practices with their fellow security colleagues. These sessions will focus strictly on security technology. The Tech Talks will take place in the Solutions Theater on the Exhibit Hall Floor. These are short presentations, no more than 50-minutes.	
<input type="checkbox"/> <b>I am interested in giving this presentation in the exhibit floor Demo area.</b> ASIS's objective for the <b>Exhibitor Demos</b> is to offer Exhibitors the chance to demonstrate research or a specific product and to showcase their company. Exhibitor Demos should be purchased (\$1,250) by contacting Mark.Mayhew@asisonline.org, but session must also be approved through this portal. Exhibitor branding and product names may be included. These are short presentations, no longer than 50-minutes. Exhibitor demos will take place in the Solutions Theater on the Exhibit Hall Floor.	
<input type="checkbox"/> <b>If my proposal is not accepted for the ASIS Seminar, I would like it to be considered for the (ISC)<sup>2</sup> World Congress.</b>	

# ASIS International 2014 Call for Presentations Wiki

Additional proposal information needed.

### INFORMATION ABOUT YOUR PRESENTATION

**Educational Level** Basic

**Preferred Session Length** 75 minutes

**Subject Matter**  
Please select up to 3 subjects.

- Architecture/Engineering/Design
- Crime/Loss Prevention
- Crisis Management
- Critical Infrastructure
- Global
- Government/Military
- Homeland Security
- Information Security
- Investigations
- Legal
- Management
- Physical Security
- Professional Development
- Systems Integrator
- Terrorism
- Other (must enter text):

**Equipment**  
Standard audio visual equipment will be available in your session room. This equipment includes a computer, computer projector, screen, lectern microphone, and table microphone.  
If you need ADDITIONAL equipment, please indicate it below.

- Table microphone
- Wireless handheld microphone
- Wireless lapel microphone

Other:

It is recommended that you write your abstract so you can run spell check on it before you cut and paste it into the proposal system to avoid typos.

### SUMMARY

3 - 5 sentences that describe the presentation content. Will be used in the final program to attract attendees. Submissions that exceed limit will be edited. Limit to 30 words.

Use your time effeciently by learning where new and innovative products can be found on the exhibit floor.

### ABSTRACT TEXT

In 100 words or less and in sentence case, describe the theme and purpose of this presentation.  
DO NOT include the titles of the presentations.  
DO NOT list the presenters or other participants here.

Use your time efficiently by learning where new and innovative products can be found on the exhibit floor. This popular session challenges noted security experts to peruse the more than 2,000 booths on your behalf. Learn what they focused on as they searched out top-notch physical and information security technologies introduced here in Atlanta.

*You have entered 54 words*

## ASIS International 2014 Call for Presentations Wiki


After all information has been entered, click on **Submit Information**. This completes step 1 of the process.

LEARNING OBJECTIVES
What will the attendee learn from this program? Please list 3 learning objectives Limit to 50 words each, with spaces. Suggested format: At the end of this session participants will be able to understand/comprehend/apply/demonstrate, etc. Please begin each objective with a capital letter and end with a period.
<b>At the end of this session participants will be able to</b>
<input type="text" value="the sea of products and services."/>
<input type="text" value="Get an understanding of new product technologies and solutions aimed at"/>
<input type="text" value="technologies and solutions as viewed by your peers."/>


  

RECOMMENDATION/ENDORSEMENT
Please list any ASIS or (ISC) <sup>2</sup> Members, Councils, or Committees who referred you to this Call for Presentation Process or endorses this proposal.
<input type="text" value="Physical Security Council/Information Technology Security Council"/>

At this point, an email will be sent to the address given to confirm the initiation of a proposal. Note that the email contains the proposal ID, Password, and Title.

 Tue 12/3/2013 10:41 AM  
asis@confex.com  
ASIS International Submission Initiated

To: Becky Mangan

 We removed extra line breaks from this message.

Thank you for **initiating the submission** of the presentation for the ASIS International 60th Annual Seminar and Exhibits (September 29 - October 2, 2014) as noted below:

ID#: 29476  
Password#: 878200  
Title: "Test Proposal"

Click the link below if you wish to access your submission

<http://asis.confex.com/asis/ansem2014/input/sessions/index.cgi?username=29476&password=878200>

You will receive a confirmation email once you have completed your submission. Please keep this email for your records.

# ASIS International 2014 Call for Presentations Wiki

## STEP 2 - SPEAKER INFORMATION

Search for your name or for other speakers on your panels name first. If you have spoken with ASIS at Seminar or our international events in the past year, your name should already be in the system. Each proposal should have one Presenting Speaker only. There is no limit to the Co-Speakers

**Presentation Control Panel**  
ID: 29475  
Password: 395784  
3 Steps to submit a presentation:  
✓ 1. Presentation  
▶ 2. **Speaker**  
3. Confirmation  
**Options:**  
[View Submission](#)  
[Withdraw](#)  
[Non-Paper Events](#)  
[Submit Another Presentation](#)  
**Navigation:**  
[Back to Program](#)  
[Back to Meeting](#)

**Search for a person**  
Before adding a new name, search the database to see if that name and contact information have already been entered.

- The search is not case sensitive and returns only exact matches
- Do not use wildcard characters such as \*
- You may use special (accented) characters
- If the name is not found, enter it in the data entry form that appears next

First Name:   Match "Like"  
Last Name:   Match "Like"  
Email Address:   Match "Like"  
**Role:**  
 Presenting Speaker  
 Co-Speaker

If you find the correct speaker, click on the correct speaker and then hit the **Select** button. We encourage you to view the information to verify that the record has the most up to date data. Click **Select and Edit** to review.

### Search Results

Please select the appropriate name from the list below, or select "Name Not Found".

- Aaron Smith, - ASSA ABLOY Door Security Solutions, Sales & Marketing
- Edward Smith, - EDWARD R. SMITH, CFE, LPD - FRAUD INVESTIGATIONS AND FRAUD TRAINING
- Eileen Smith,
- Jeff Smith, CPP, - TEECOM
- Jessie Smith,
- John Smith, - Honeywell Security Group
- Kathleen Smith, - The Safeway Companies, Loss Prevention
- Kevin Smith, - SmithIntel
- Kevin Smith, CPP, - Nationwide Insurance, Corporate Security
- Martin Smith, - The Security Company, United Kingdom
- Matt Smith,
- Michael Smith, CISSP®, - ePlus
- Mike Smith,
- P Kevin Smith, - Sallie Mae Inc
- Sharon Smith, - Forensic Psycholinguistics, LLC
- Walt Smith, - Philadelphia Police Dept
- Wayne Smith, - Tech Systems, Inc.
- Not Found - Enter a new name

**Note:** You may view and change this person's affiliation information on the next step by choosing "Select and Edit".

# ASIS International 2014 Call for Presentations Wiki

If the database does not have a match, this message will appear.

## Speaker Information

No matches found. Please complete the form below.

Please give all information asked for in this step. Make sure to identify your ASIS and/or (ISC)<sup>2</sup> certifications so they will be printed in promotional materials if your proposal is selected.

PERSON INFORMATION		
<b>First Name *</b>	<b>Last Name *</b>	<b>Sr. Jr. or III</b>
<input type="text"/>	<input type="text"/>	N/A ▼
<b>ASIS Certification</b>		
<input type="checkbox"/> CPP		
<input type="checkbox"/> PSP		
<input type="checkbox"/> PCI		
<b>Other Industry Certifications, Credentials, Titles</b>		
<input type="text"/>		
<b>ASIS Member number/Customer ID</b> (Not a requirement of speaking)		
<input type="text"/>		
<b>Email Address *</b>		
<input type="text"/>		
<b>Alternate or Correspondence Email Address</b> Strongly recommended! Automatic email confirmations and all conference correspondence will be sent to your main and alternative email addresses. An Alternate or Correspondence Email Address will NEVER be displayed online or on any printed or documentation.		
<input type="text"/>		
<input type="checkbox"/> <b>Speaker Agreement *</b> Click <a href="#">HERE</a> to view information about recording, registration, expenses, media, etc.		
<input type="checkbox"/> <b>Exhibiting Company?</b> (Exhibiting is not a requirement for speaking)		



## ASIS International 2014 Call for Presentations Wiki

Please include a short biography and speaking references. Proposals missing these areas have historically been downgraded.

PROFESSIONAL INFORMATION
<b>Biographical Sketch *</b> Biographical sketch summarizing each presenter's educational and experiential background that specifically relates to the qualifications to speak on the proposed topic. Limited to 125 words per speaker.
<input type="text"/>
<b>References *</b> List 1-2 contacts and phone numbers from previous speaking engagements
<input type="text"/>

As social media becomes more important as a marketing tool, please indicate which social media platforms you are active in and if you would like to participate in spreading the word about the Seminar.

SOCIAL MEDIA INFORMATION
Please fill out the boxes in this section if you would be willing to promote my session and this event on social media. <i>ASIS/ISC2 will contact you to discuss.</i>
<b>Blog</b> Please enter the URL of your blog:
<input type="text"/>
<b>Facebook</b> Please enter the URL of your public Facebook page:
<input type="text"/>
<b>LinkedIn</b> Please enter the URL of your LinkedIn profile:
<input type="text"/>
<b>Twitter</b> Please enter your Twitter handle:
<input type="text"/>

# ASIS International 2014 Call for Presentations Wiki

Make sure to click on the Affiliation you want referenced.

Affiliation(s) in use Edit/View Affiliation Information

Belfor & Associates, LLC

**ADDRESS INFORMATION**

**Institution/Organization Name \***  
Affiliation  
Belfor & Associates, LLC

**Position/Title**  
President

Complete all information. Include your cell phone so you can be contacted in Chicago if needed. Click **Save and Continue**.

**ADDRESS INFORMATION**

**Institution/Organization Name**  
Affiliation

**Position/Title**

**Department/Group**

**Address Line 1**

**Address Line 2**

**City**

**State/Province**  
If in the USA/Canada  
N/A = Not Applicable

**Zip/Postal Code**  
If in the USA/Canada

**Country**

**Work Phone Number**

**Cell Number**





**Home Phone Number**

**Save and Continue**

# ASIS International 2014 Call for Presentations Wiki

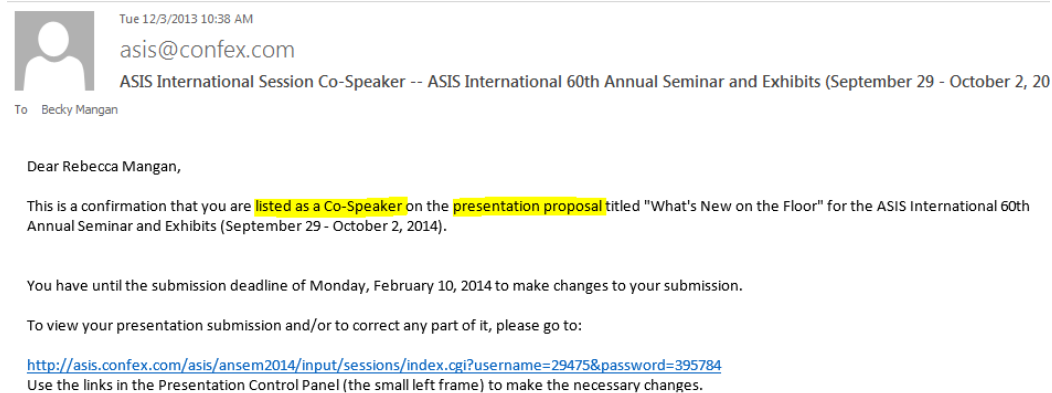
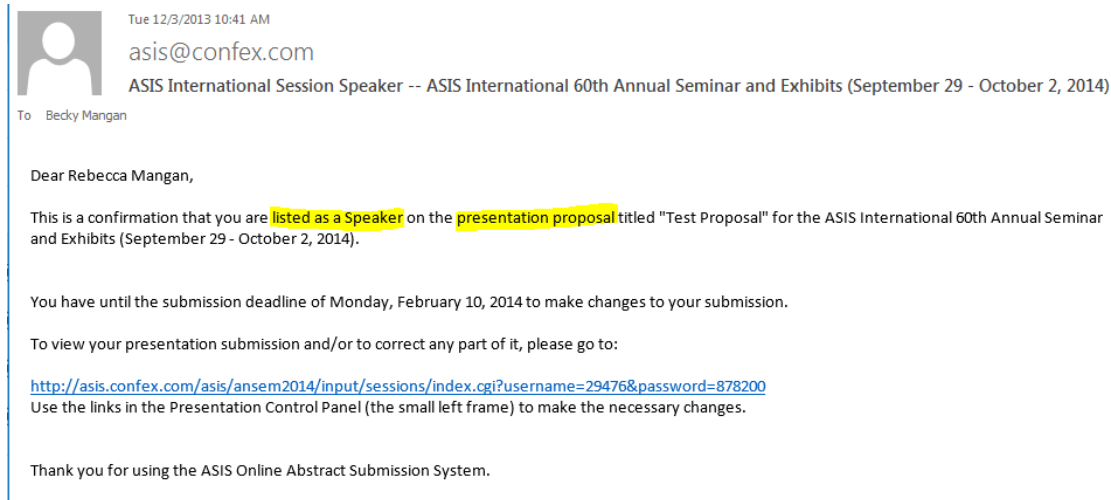
Double check your speakers and the order they are in. Use the **Add a new person** button to add additional speakers. When finished click on **Confirmation**. Step 2 is now complete.

**Add/Edit People**

Role	Person	Edit	Delete	Move
Presenting Speaker	Howard Belfor, CPP			
Co-Speaker	Ronald Lander			

Next step:

Each speaker assigned to the proposal will receive an email.



# ASIS International 2014 Call for Presentations Wiki

## STEP 3 – CONFIRMATION

Double check all of the information submitted.

**Title:** What's New on the Floor

**Type:** Oral

**Educational Level:** Basic

**Preferred Session Length:** 75 minutes

**Subject Matter:** Physical Security, Information Security

**Summary:** Use your time effeciently by learning where new and innovative products can be found on the exhibit floor.

**Abstract:** Use your time efficiently by learning where new and innovative products can be found on the exhibit floor. This popular session challenges noted security experts to peruse the more than 2,000 booths on your behalf. Learn what they focused on as they searched out top-notch physical and information security technologies introduced here in Atlanta.

**Recommendation/Endorsement:** Physical Security Council/Information Technology Security Council

**Learning Objective(s):**

Maximize your time at the annual seminar and exhibits with tips on navigating the sea of products and services.

Get an understanding of new product technologies and solutions aimed at security professionals.

Receive information on regarding the 2013 top picks in both emerging technologies and solutions as viewed by your peers.

**If your proposal is not selected to be a live presentation, should it be considered for the Poster Session? No**

---

Click on **Confirmation** to complete Step 3.

The confirmation email will be sent to the presenter's email address

after you clicked

NOTE: Future submission modifications will not initiate additional confirmation emails.

This is your online confirmation. Print your proposal for your records if you like.

received

Your presentation submission has been received

Print this page now.

You have submitted the following presentation to ASIS International 60th Annual Seminar and Exhibits (September 29 - October 2, 2014). Receipt of this notice does not guarantee that your submission was complete, free of errors, or accepted for presentation.

# ASIS International 2014 Call for Presentations Wiki

Take note, if you need to make updates, you can do so.

**If necessary, you can make changes to your presentation between now and the deadline of**

**Monday, February 10, 2014**

- To access your submission in the future, use the direct link to your presentation submission from one of the automatic confirmation emails that were sent to you during the submission.
- Or point your browser to <http://asis.confex.com/asis/reminder.cgi> to have that URL mailed to you again. Your username/password are 29475/395784.

Any changes that you make will be reflected instantly in what is seen by the reviewers. You DO NOT need to go through all of the submission steps in order to change one thing. If you want to change the title, for example, just click "Title" in the presentation control panel and submit the new title.

When you have completed your submission, you may close this browser window.

[Tell us what you think of the presentation submittal](#)

[Home Page](#)

Note the confirmation email references your proposal number in the body of the text. This email is just to confirm you have started a proposal in the system.



Tue 12/3/2013 10:41 AM

asis@confex.com

ASIS International Submission Initiated

To: Becky Mangan

We removed extra line breaks from this message.

Thank you for **initiating the submission** of the presentation for the ASIS International 60th Annual Seminar and Exhibits (September 29 - October 2, 2014) as noted below:

ID#: 29476  
Password#: 878200  
Title: "Test Proposal"

Click the link below if you wish to access your submission

<http://asis.confex.com/asis/ansem2014/input/sessions/index.cgi?username=29476&password=878200>

You will receive a confirmation email once you have completed your submission. Please keep this email for your records.

## **ASIS International 2014 Call for Presentations Wiki**

### **Schedule for the 2014 Seminar Call for Presentations**

February 10, 2014	Call for Presentations Closes
February 12–March 5	Online review
Mid-March	Final Selection meeting
By April 1	Status notifications sent to all proposal submitters